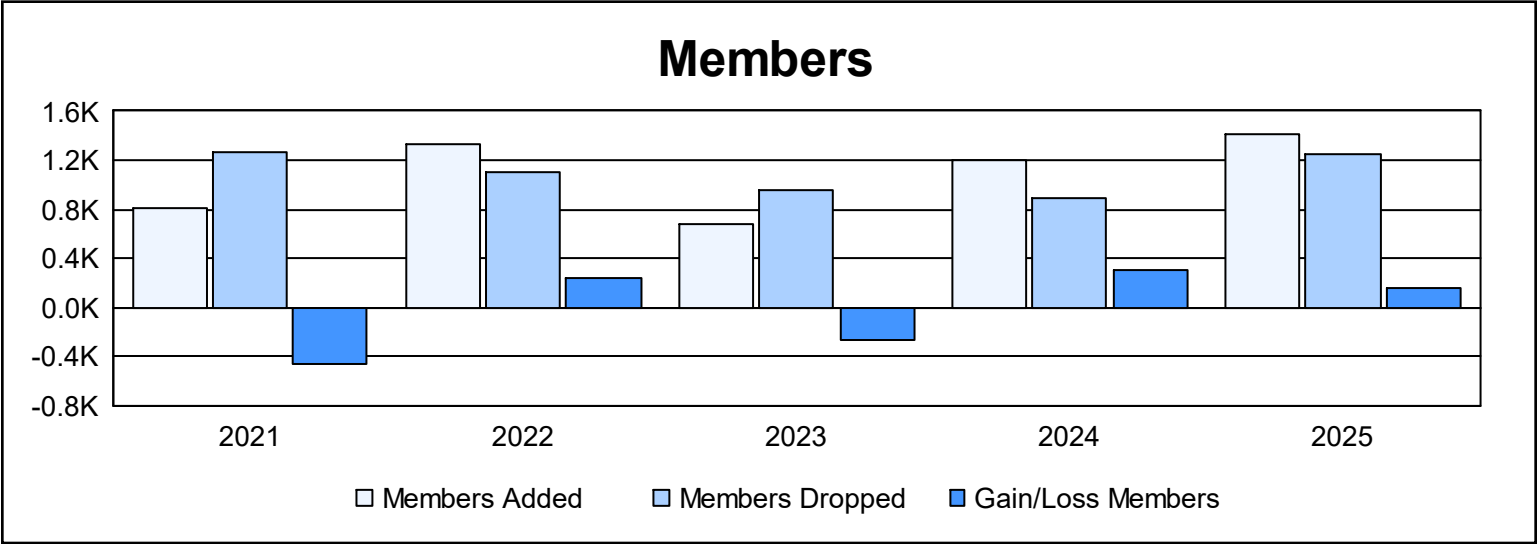
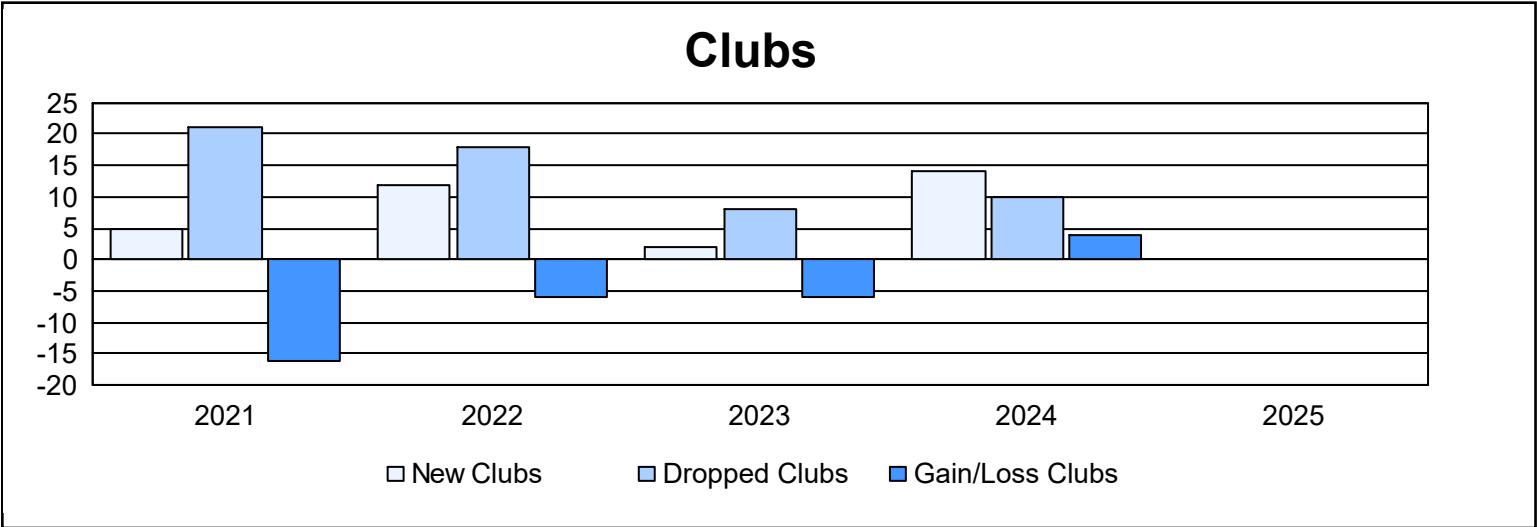
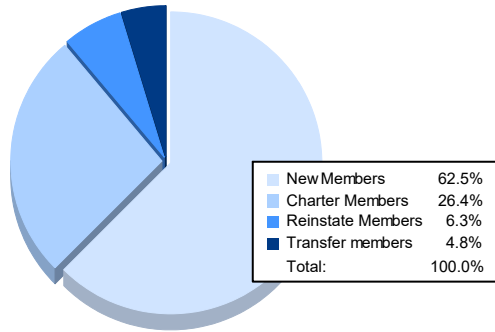


Year	New Clubs	Dropped Clubs	Gain/ Loss Clubs	New Members	Charter Members	Reinstate Members	Transfer Members	Total Member Added	Total Members Dropped	Gain/ Loss Members
2020-2021	5	21	-16	488	183	87	47	805	1,264	-459
2021-2022	12	18	-6	842	364	40	91	1,337	1,101	236
2022-2023	2	8	-6	485	103	41	50	679	952	-273
2023-2024	14	10	4	732	373	23	66	1,194	887	307
2024-2025				879	371	88	68	1,406	1,245	161
Average	8	14	-6	685	279	56	64	1,084	1,090	-6



Membership Composition June 2025 Cumulative



Gender Composition June 2025 Cumulative

